

# Complete PLANNER SET


This complete homeschooler planner set contains all of our individual planners in one simple document. It starts the planning by thinking on a large scale with the selection of curriculum. Then it starts to break down the learning into increasing smaller increments of time (year > learning period > week > day) until you have a thoughtfully compiled list of daily work. It is designed with a conventional academic year lasting 36 weeks in mind. The year is divided into 6 learning periods - each 6 weeks long (6 weeks x 6 learning periods = 36 weeks).



**Curriculum Planner:**  
Identify what tools you want to use to teach each subject.



**Weekly Assignments:**  
This is a complete list of assignments for the week.



**Year long - Pacing Guide:**  
Select the lessons you want to cover in each learning period



**Daily Tasks - 6 days**  
Break down the weekly assignments into manageable tasks on days that work for you.



**Learning Period - Pacing Guide:**  
For each learning period, select what to cover week-to-week.



**Daily Tasks - 3 days**  
This is an alternative to the 6 day list for people who prefer to accomplish more in a shorter time.



# CURRICULUM PLANNER

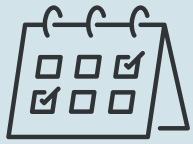
Curriculum & Learning Plan For the Academic Year

CHILD NAME \_\_\_\_\_

GRADE LEVEL \_\_\_\_\_ YEAR \_\_\_\_\_

	PRIMARY CURRICULUM	SUPPLEMENTARY CURRICULUM	CLASSES	MATERIALS
ENGLISH				
MATH				
SCIENCE				
HISTORY / SOCIAL STUDIES				
ADDITIONAL				
ADDITIONAL				

**NOTES**



# YEAR LONG - PACING GUIDE

Plan what to cover in each learning period this year

CHILD NAME \_\_\_\_\_

GRADE LEVEL \_\_\_\_\_ YEAR \_\_\_\_\_

	Learning Period 1	Learning Period 2	Learning Period 3	Learning Period 4	Learning Period 5	Learning Period 6
ENGLISH						
MATH						
SCIENCE						
HISTORY / SOCIAL STUDIES						
ADDITIONAL						
ADDITIONAL						

NOTES



# LEARNING PERIOD - PACING GUIDE

Plan your learning period week-by-week

Learning Period

Grade Level

Name

Subject

Week 1

Week 2

Week 3

Week 4

Week 5

Week 6

Subject

Week 1

Week 2

Week 3

Week 4

Week 5

Week 6

Subject

Week 1

Week 2

Week 3

Week 4

Week 5

Week 6

Subject

Week 1


Week 2

Week 3


Week 4

Week 5

Week 6



# WEEKLY ASSIGNMENTS



A complete list of all the tasks & assignments to work on this week.

DATE: \_\_\_\_\_

Done	Started	Task	Subject	Due	Notes	Priority
<input type="checkbox"/>	<input type="checkbox"/>					
<input type="checkbox"/>	<input type="checkbox"/>					
<input type="checkbox"/>	<input type="checkbox"/>					
<input type="checkbox"/>	<input type="checkbox"/>					
<input type="checkbox"/>	<input type="checkbox"/>					
<input type="checkbox"/>	<input type="checkbox"/>					
<input type="checkbox"/>	<input type="checkbox"/>					
<input type="checkbox"/>	<input type="checkbox"/>					
<input type="checkbox"/>	<input type="checkbox"/>					
<input type="checkbox"/>	<input type="checkbox"/>					
<input type="checkbox"/>	<input type="checkbox"/>					
<input type="checkbox"/>	<input type="checkbox"/>					
<input type="checkbox"/>	<input type="checkbox"/>					
<input type="checkbox"/>	<input type="checkbox"/>					

# DAILY TASKS

Tasks to be completed each day.

Day:	M	T	W	Th	F	S	Sn
Done	Task						
_____	_____						
_____	_____						
_____	_____						
_____	_____						
_____	_____						

Day:	M	T	W	Th	F	S	Sn
Done	Task						
_____	_____						
_____	_____						
_____	_____						
_____	_____						
_____	_____						

Day:	M	T	W	Th	F	S	Sn
Done	Task						
_____	_____						
_____	_____						
_____	_____						
_____	_____						
_____	_____						

Day:	M	T	W	Th	F	S	Sn
Done	Task						
_____	_____						
_____	_____						
_____	_____						
_____	_____						
_____	_____						

Day:	M	T	W	Th	F	S	Sn
Done	Task						
_____	_____						
_____	_____						
_____	_____						
_____	_____						
_____	_____						

Day:	M	T	W	Th	F	S	Sn
Done	Task						
_____	_____						
_____	_____						
_____	_____						
_____	_____						
_____	_____						



# DAILY TASKS

Tasks to be completed each day.

Day:	M	T	W	Th	F	S	Sn
Done	Task						
_____	_____						
_____	_____						
_____	_____						
_____	_____						
_____	_____						
_____	_____						
_____	_____						
_____	_____						
_____	_____						
_____	_____						
_____	_____						
_____	_____						
_____	_____						
_____	_____						
_____	_____						
_____	_____						

Day:	M	T	W	Th	F	S	Sn
Done	Task						
_____	_____						
_____	_____						
_____	_____						
_____	_____						
_____	_____						
_____	_____						
_____	_____						
_____	_____						
_____	_____						
_____	_____						
_____	_____						
_____	_____						
_____	_____						
_____	_____						
_____	_____						
_____	_____						
_____	_____						

Day:	M	T	W	Th	F	S	Sn
Done	Task						
_____	_____						
_____	_____						
_____	_____						
_____	_____						
_____	_____						
_____	_____						
_____	_____						
_____	_____						
_____	_____						
_____	_____						
_____	_____						
_____	_____						
_____	_____						
_____	_____						
_____	_____						
_____	_____						
_____	_____						

